

# CYLINDRICAL

FUSE LINKS & FUSE HOLDERS/BASES



## aM CYLINDRICAL fuse links

CYL 22x58



8x32



10x38



14x51



22x58

## PROTECTING THE WORLD





**RATED VOLTAGE**

690V AC  
500V AC  
400V AC

**RATED CURRENT**

2A...125A

**BREAKING CAPACITY**

80kA @ 690V  
120kA @ 500V/400V

**STANDARDS**

IEC/EN 60269-1  
IEC/EN 60269-2



## Industrial cylindrical fuse links

Cylindrical industrial aM class fuse links are intended for short-circuit protection in motors, transformers and other loads with high inrush currents. Provide excellent protection of switchgear (contactors, thermal switch, etc) due to good current limiting capability and low I<sup>2</sup>t values.

These fuse links must be associated with an overload device protection as a thermal switch or equivalent.

The range comprises the following fuse links:

→ Size 22x58 690V/500V/400V 2A to 125A

Available in standard version and with visual fusing indicator. Also available in striker version intended for use in fuse holders with microswitch.

Manufactured with ceramic body with high withstand to internal pressure and thermal shock, that allow a high breaking capacity. Special design in the melting elements that avoid aging and maintain the characteristics along the time. Contacts are made in silver plated copper.



## Range

Un	BREAKING CAPACITY	In (A)	REFERENCE	
			WITHOUT INDICATOR	WITH INDICATOR
690V	80kA	2	442002	442102
		4	442004	442104
		6	442006	442106
		8	442008	442108
		10	442010	442110
		12	442012	442112
		16	442016	442116
		20	442020	442120
		25	442025	442125
		32	442032	442132
		40	442040	442140
		50	442050	442150
		63	442063	442163
500V	120kA	80	442080	442180
		100	442000	442100
400V	120kA	125*	442015	442115

Un	BREAKING CAPACITY	In (A)	REFERENCE	PACKING Uni /BOX
			WITH STRIKER	
690V	80kA	2	442202	10/50
		4	442204	10/50
		6	442206	10/50
		8	442208	10/50
		10	442210	10/50
		12	442212	10/50
		16	442216	10/50
		20	442220	10/50
		25	442225	10/50
		32	442232	10/50
		40	442240	10/50
		50	442250	10/50
		63	442263	10/50
500V	120kA	80	442280	10/50
		100	442200	10/50
400V	120kA	125*	442215	10/50

\* Overrating fuse links



## Technical data

Rated voltage	690V +5%   500V +10%   400V +10%
Rated current	2A...125A
Rated breaking capacity	80kA @690V 120kA @500V/400V
Utilization category	aM
Rated frequency	42...62Hz
Storage temperature	-40°C ... 90°C
Operating temperature *	-40°C ... 80°C

\* For ambient temperatures higher than 25°C it is necessary to apply a derating in maximum current.

## Standards

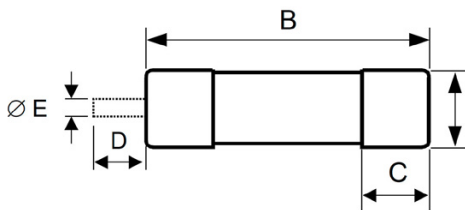
IEC/EN 60269-1  
IEC/EN 60269-2  
RoHS Compliant



## Power dissipation

I <sub>n</sub>	POWER DISSIPATION	PREARcing I <sub>t</sub>	I <sub>t</sub> 690V	I <sub>t</sub> 500V	I <sub>t</sub> 400V
(A)	(W)	(A <sup>2</sup> S)	(A <sup>2</sup> S)	(A <sup>2</sup> S)	(A <sup>2</sup> S)
2	0,29	40	140	-	-
4	0,48	90	300	-	-
6	0,47	120	425	-	-
8	0,73	220	750	-	-
10	0,74	300	1400	-	-
12	0,83	380	1800	-	-
16	1,21	550	3500	-	-
20	1,29	950	5000	-	-
25	1,53	1300	8000	-	-
32	2,13	2500	12000	-	-
40	3,40	4500	20000	-	-
50	3,48	10000	32000	-	-
63	4,46	15000	54000	-	-
80	5,86	30000	-	70000	-
100	6,61	50000	-	140000	-
125	8,42	80000	-	-	200000

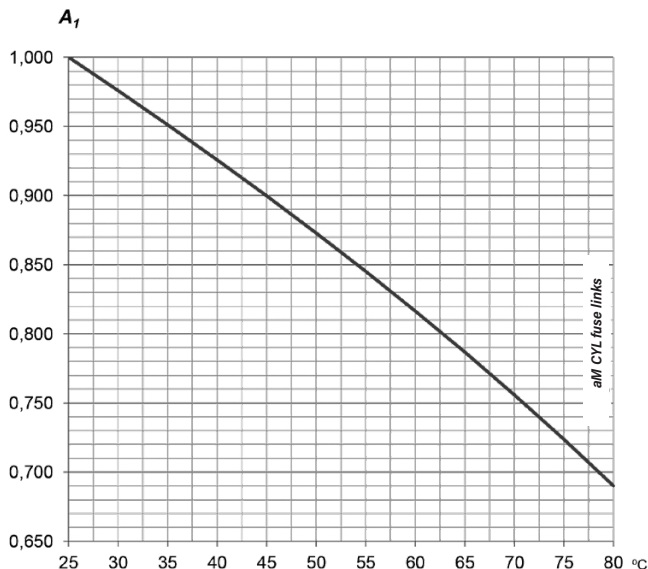
## Dimensions



A	B	C	D	E
22,2	58	16	8	3,7

Weight 50gr

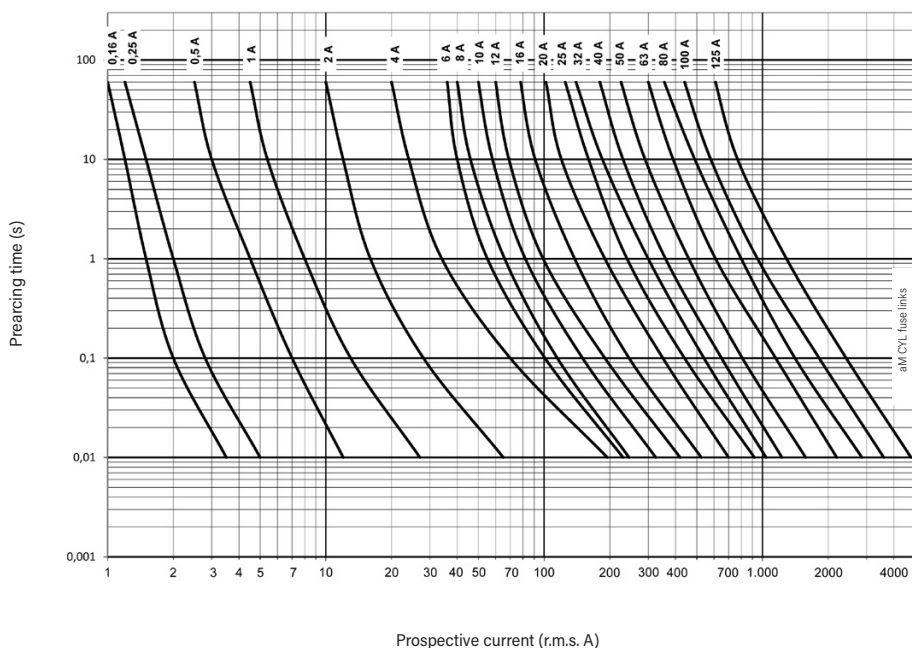
## Ambient temperature derating factor



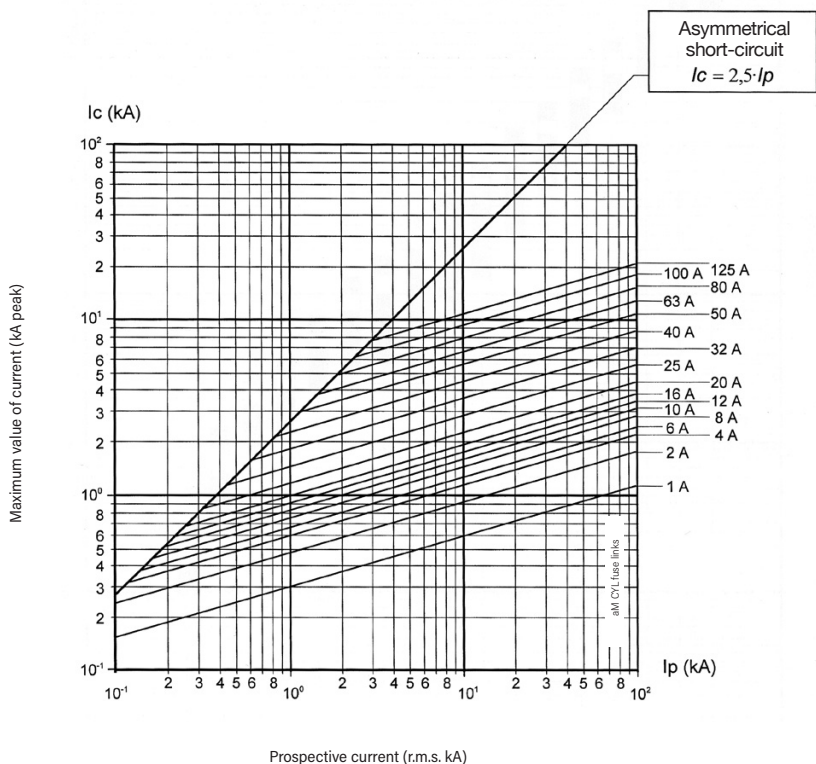
ta (°C)	A1
25	1,00
30	0,98
35	0,95
40	0,93
45	0,90
50	0,87
55	0,84
60	0,82
65	0,79
70	0,76
75	0,72
80	0,69




## t-I characteristics



## Cut-off characteristics





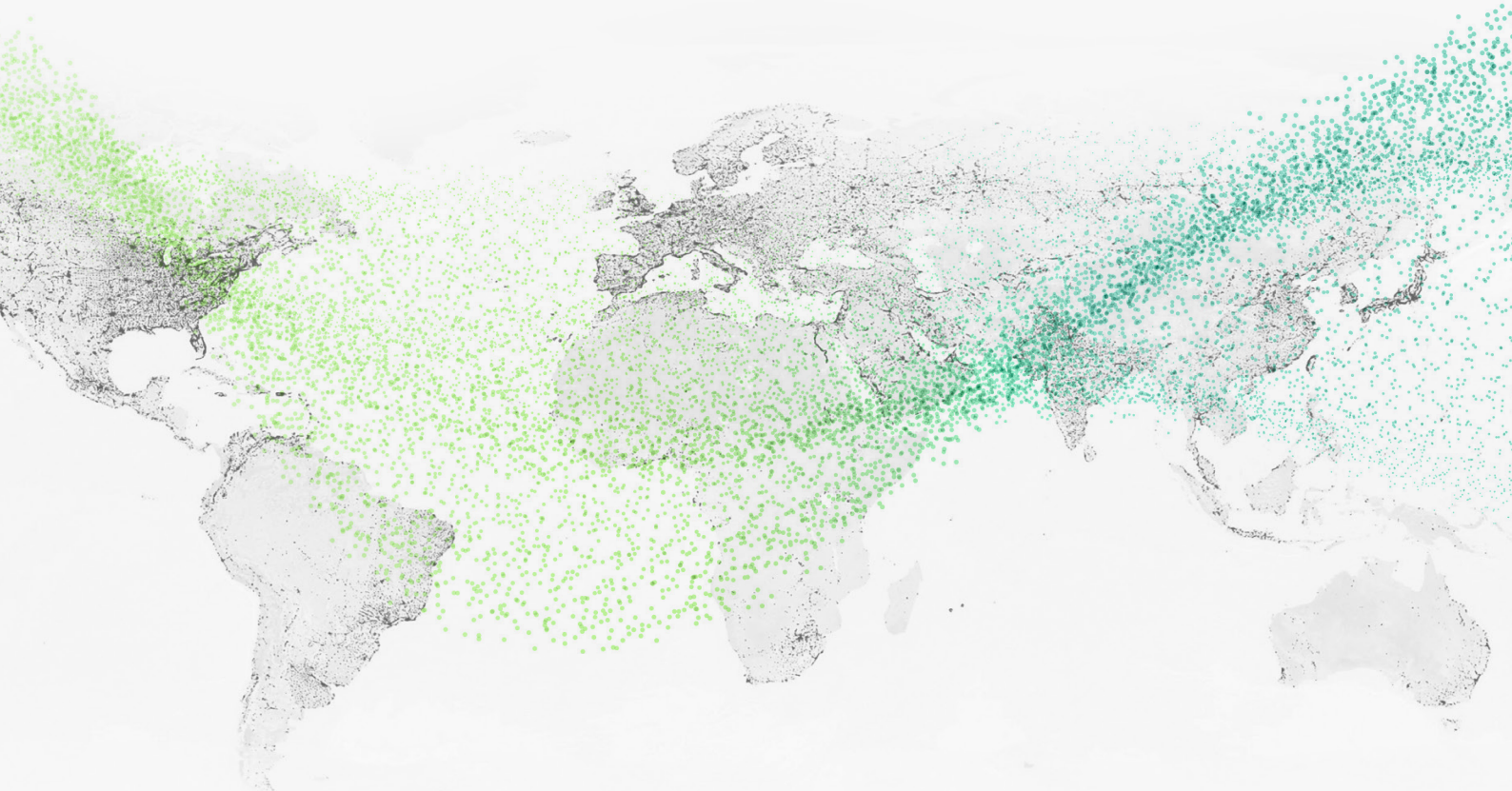
# PROTECTING THE WORLD



**HEAD OFFICE AND FACTORY**  
SILICI, 67-69  
08940 CORNELLA DE LLOBREGAT  
BARCELONA · SPAIN  
Tel. +34 93 377 85 85  
Fax +34 93 377 82 82

**INTERNATIONAL SALES**  
Tel. +34 93 475 08 64  
Fax +34 93 480 07 75  
export@dfelectric.es

**NATIONAL SALES**  
Tel. 93 475 08 64  
Fax 93 480 07 76  
comercial@dfelectric.es



dfelectric.es



According to the waste of electrical and electronic equipment directive, electrical material should not be part of the usual waste. This symbol alerts users that these products should be recycled according to local environmental waste disposal regulations.



The "electro technical expert" logo marked on the products included in this data sheet indicates that the installation of these products must be carried out by expert personnel with specialized knowledge.



To prevent electrical hazards, carry out the installation without voltage.



**Safety notice**  
Please capture the following QR code and read our safety notice carefully before installing our products.



The data reflected in this technical record are subject to the correct installation of the product in accordance with manufacturer's instructions, relevant installation standards and professional practices, maintained and used in applications for which they were made.

The products described in this document have been designed, developed and tested in accordance with specific standard. They are considered components that are integrated as part of installation, machine or equipment. The correct general operation of the referred product is responsibility of the manufacturer of the installation, machine or equipment.

DF ELECTRIC cannot guarantee the characteristics of an installation, machine or equipment that has been designed by a third party. Once a product has been selected, the user must verify that it is appropriate for its application, through the verifications and/or tests that it deems appropriate.

DF ELECTRIC retains the right to change the dimensions, specifications, materials or design of its products at any time with or without notice.

©2022 DF Electric. All rights reserved